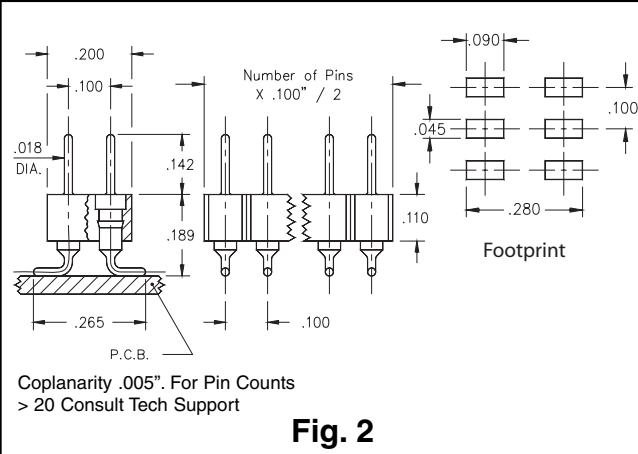


- Headers (350 & 450) use MM# 3404 pins. See page 170 for details.
- Sockets (310 & 410) use MM# 1005 receptacles and accept pin diameters from .015-.025. See page 135 for details.

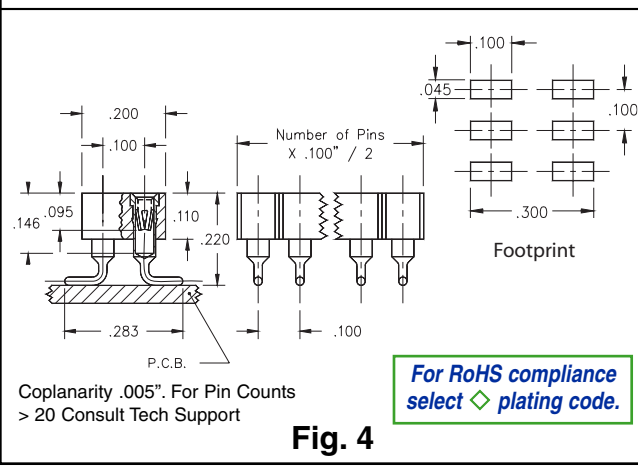
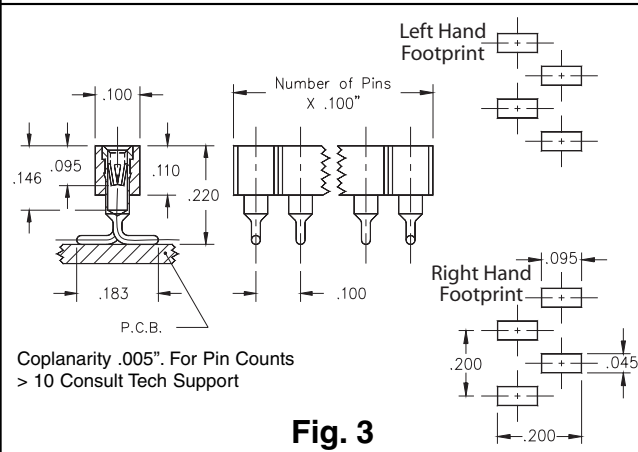


- Coplanarity .005" (Single Row max 10 pins; Double Row max 20 pins) for higher pin counts contact tech support.
- Insulators are high temp. thermoplastic.



Ordering Information

Fig. 1L	Single Row Header, Left Hand Footprint Odd or Even # of pins	350-XX-1__-00-106000
	Specify # of pins	02-64
Fig. 1R	Single Row Header, Right Hand Footprint Even # of pins	350-XX-1__-00-107000
	Specify even # of pins	02-64
Fig. 2	Double Row Header, Even # of pins	450-XX-2__-00-106000
	Specify even # of pins	04-72
SPECIFY PLATING CODE XX=		10◇ 90 40◇
Pin Plating		10μ" Au 200μ" Sn/Pb 200μ" Sn
Fig. 3L	Single Row Socket, Left Hand Footprint Odd or Even # of pins	310-XX-1__-41-105000
	Specify # of pins	02-64
Fig. 3R	Single Row Socket, Right Hand Footprint Even # of pins	310-XX-1__-41-107000
	Specify even # of pins	02-64
Fig. 4	Double Row Socket, Even # of pins	410-XX-2__-41-105000
	Specify even # of pins	04-72



For RoHS compliance select ◇ plating code.

SPECIFY PLATING CODE XX=		13◇ 93 99 43◇ 44◇
Sleeve (Pin)	10μ" Au 200μ" Sn/Pb 200μ" Sn/Pb	200μ" Sn 200μ" Sn
Contact (Clip)	30μ" Au 30μ" Au	200μ" Sn/Pb 30μ" Au 200μ" Sn